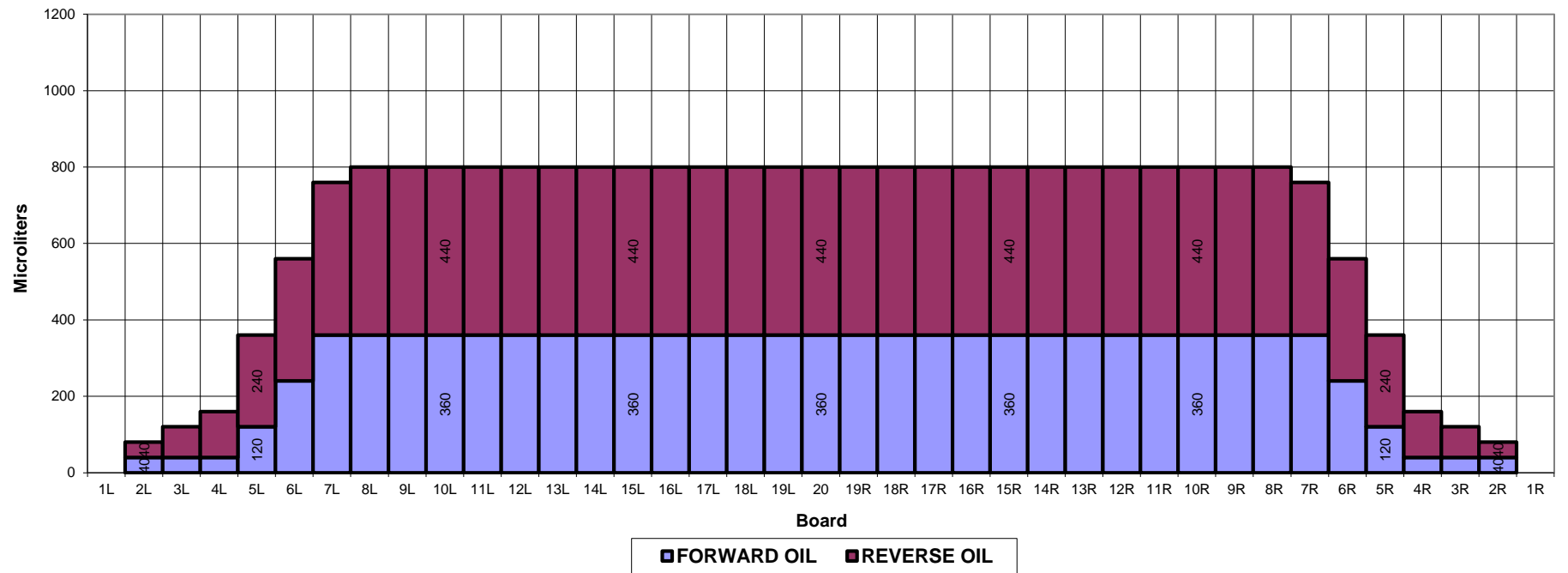


Tournament Name
Bowling Center
City, State
Dates






Munken Kampprofil 2018
Dora 1
Trondheim

Volume Per Board: <u>40</u> μ L		Forward Brand					1st Buff	2nd Buff	Oil Travel Distance
Screen #	Left End of	Right End of	# Loads or	Travel	Beginning	Ending	# Boards	Total	Total Volume
01F	2	2	1	14,00	0,00	0,00	37	37	1480
02F	5	5	2	14,00	0,00	3,90	31	62	2480
03F	6	6	3	18,00	3,90	11,50	29	87	3480
04F	7	7	3	18,00	11,50	19,10	27	81	3240
05F	2	2	0	18,00	19,10	23,00			
06F	2	2	0	22,00	23,00	28,00			
07F	2	2	0	26,00	28,00	40,00			
08F									
09F									
10F									
11F									
12F									
13F									
14F									
15F									
Total # Boards Crossed / mL on FWD								267	10,68
Lane Surface Type: _____ Comments: _____									Reverse Oil Distance
Condition: 1 = poor 2 = fair 3 = average 4 = good 5 = excellent									15
Reverse									feet
Screen #	Left End of	Right End of	# Loads or	Travel	Beginning	Ending	# Boards	Total	Total Volume
01R	2	2	0	30,00		28,00			
02R	8	8	1	18,00	28,00	25,50	25	25	1000
03R	7	7	2	18,00	25,50	20,40	27	54	2180
04R	6	6	2	14,00	20,40	16,50	29	58	2320
05R	5	5	3	14,00	16,50	10,60	31	93	3720
06R	4	4	1	14,00	10,60	8,70	37	33	1320
07R	3	3	1	14,00	8,70	6,80	35	35	1400
08R	2	2	1	10,00	6,80	5,40	37	37	1480
09R	2	2	0	10,00	5,40	0,00			
10R									
11R									
12R									
13R									
14R									
15R									
Total # Boards Crossed / mL on REV								335	13,4
Total # Boards / mL FWD and REV								602	24,08



Munken Kampprofil 2018

Overhead View of Conditioner Pattern

-  Forward application buff out area
-  Reverse application of conditioner
-  Forward application of conditioner
-  Combined forward and reverse applications
-  Forward application with reverse buff out

